


Featured sections:



Product enhancements
Slides 2-5



Resources during COVID-19
Slides 6-8



Answers to FAQs
Slides 9-10



Education and resources
Slides 11-13

Broker Slides Monthly Updates June 2020

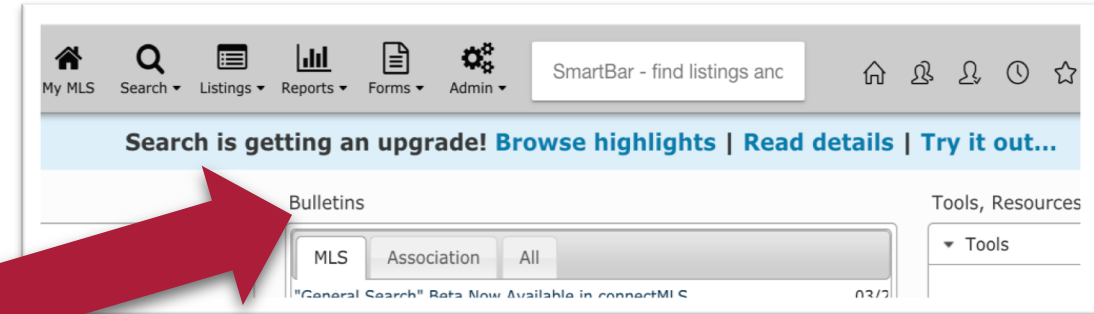
“General Search” upgrade rolling out to subscribers

Experience a faster, customizable, mobile-friendly search

- We'll be automatically upgrading your connectMLS default to the new "General Search" in early June.
- You'll be able to switch back to your current default using the banner at the top of your home page
- “General Search” combines Classic Search’s layout with Modern Search’s advanced tools.

“General Search” features you’ll love:

- Easier access to full agent report
- Quicker navigation to map view/search
- Additional filters and view options



Tell us what you think at suggestions@mredllc.com


[Learn more](#)

connectMLS features to improve your workflow

Try out the features field, lead capture tool and “General Search”

Newly added to connectMLS:

- Search all dropdown menus in one spot with the [features field](#) on the search page.
- Create a form potential clients can fill out which sends leads to your connectMLS homepage with the [lead capture tool](#).

A screenshot of the connectMLS search page. The top navigation bar includes icons for 'My MLS', 'Search', 'Listings', 'Reports', 'Forms', and 'Admin', along with a 'SmartBar - find listings and more...' search bar. Below the navigation bar are 'Map Results' and 'View Results' buttons. The main search area has a 'Status:' dropdown menu set to 'All Active; All Contingencies'. Below this is the 'Features:' section, which is highlighted with a red rounded rectangle. It contains a text input field with 'basement' entered, and a dropdown menu showing a list of basement types: 'BASEMENT', 'AB1 - Full', 'AB2 - Partial', 'AB3 - Walkout', 'AB4 - English', and 'AB5 - None'. Below the list is a section for 'BASEMENT DESCRIPTION'.

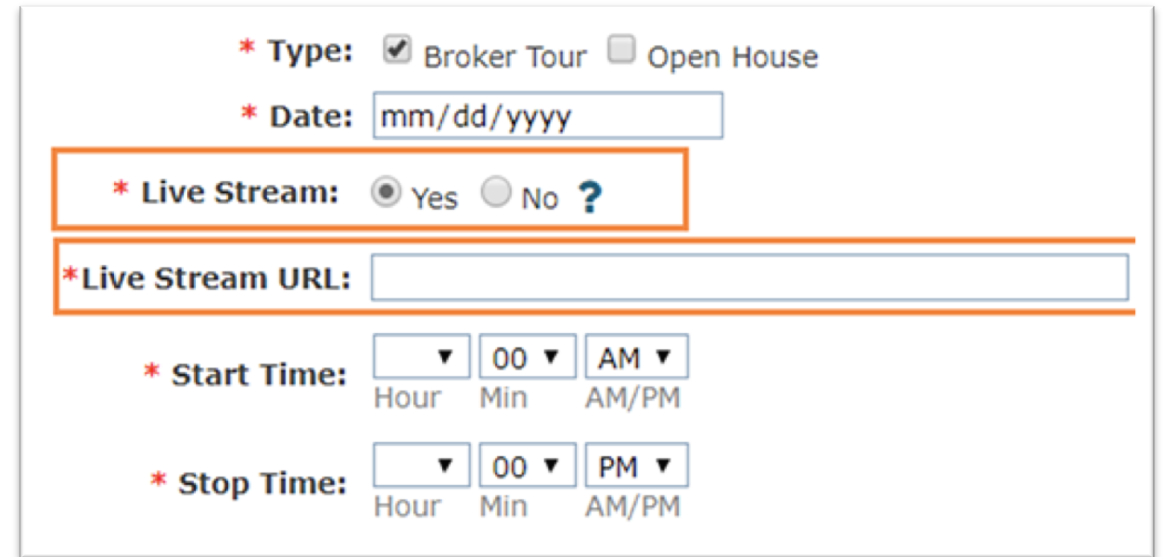
Live stream open houses & broker tours in connectMLS

You asked; we delivered!

- Use the "Live Stream" field in the "Tour/Open House" section of add/edit in connectMLS.
- Select "yes" in this field to input a live stream link via Zoom, Facebook, Webex, etc.
 - **Note: this field is for live stream links only**
- You can also search by tour type in Search > Tour/Open House, and virtual tour information is available on Property Detail Reports.

[Learn more about the new field](#)

[Help with live streaming](#)



The screenshot shows a web form for adding or editing a tour or open house. The form includes the following fields:

- * Type:** Radio buttons for ☒ Broker Tour and ☐ Open House.
- * Date:** A text input field with the placeholder "mm/dd/yyyy".
- * Live Stream:** Radio buttons for ☒ Yes and ☐ No, followed by a blue question mark icon. This field is highlighted with an orange border.
- * Live Stream URL:** A text input field. This field is also highlighted with an orange border.
- * Start Time:** Three dropdown menus for Hour, Min, and AM/PM, with "00" selected in the Min dropdown.
- * Stop Time:** Three dropdown menus for Hour, Min, and AM/PM, with "00" selected in the Min dropdown and "PM" selected in the AM/PM dropdown.

*MRED is syndicating the "Live Stream" field to third-party vendors, however, this does not guarantee any particular portal will display this information.

“Live” open house resources

Showing homes digitally

Several MRED products included in your MLS benefits offer solutions for hosting live open houses and video showings.



Use live streaming capabilities from Remine Live to easily schedule and share live showings.

[Take an MRED class on Remine Live](#)



ShowingTime provides resources on how to set up and request video showings on listings.

[Learn more](#)



Cloud CMA Live integrates video call capabilities into your presentation, which updates in real time.

[Learn more](#)



Homesnap Stories are interactive video clips you can use to creatively market your listings and use for virtual tours.

[Learn more](#)

New training available in MRED's virtual toolkit

The tools and training to help with market challenges

New this month in the toolkit:

- Host live video showings with [ShowingTime LIVE](#).
- [New training class](#) covering how to use MRED products for live virtual tours and virtual open houses.

Check back for the latest on keeping your listings up to date and more.

[Click here to open the toolkit](#)



New weekly stats report

Stay up to date on the marketplace

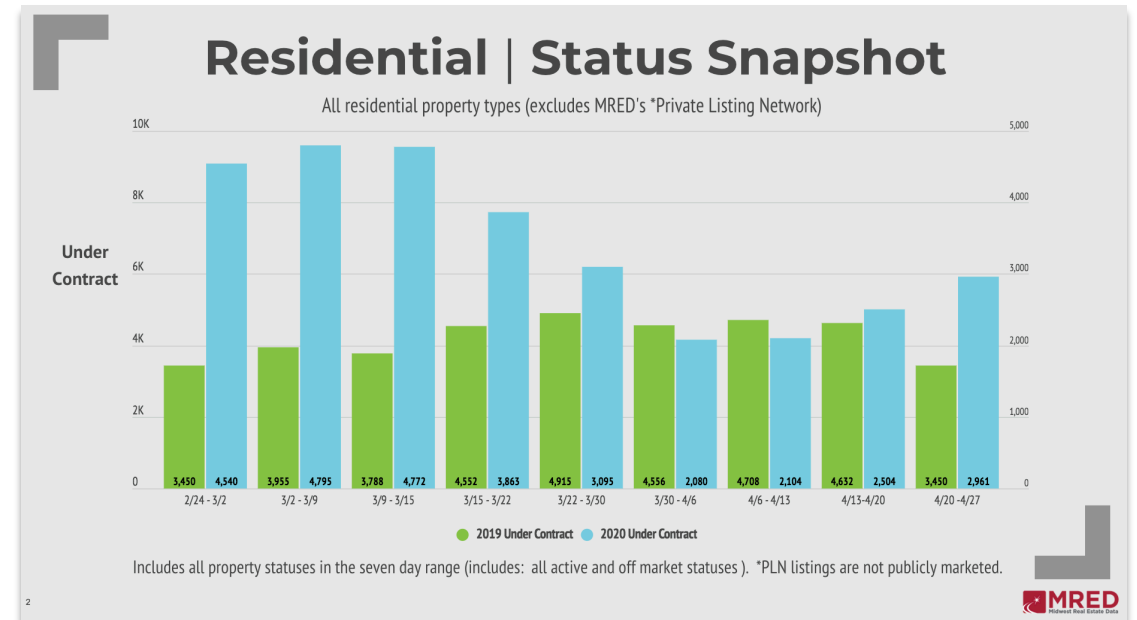
Real estate is showing signs of life in MRED's market despite the COVID-19 crisis.

Keep up on how the market is adapting with the MRED Weekly Market Snapshot

This snapshot is available in the COVID-19 section of MREDllc.com and includes information on:

- New listings
- Closed transactions
- Properties under contract
- And more

[See the weekly report](#)



COVID-19 informational page

Latest news and resources for you and your business

We're constantly adding new resources to our COVID-19 [informational page](#). Some of the latest resources include:

- NAR's [Pandemic Unemployment Assistance Guide](#) for REALTORS®
- NAR [open house guidance](#) for real estate brokerages
- [Viewing properties virtually](#) during COVID-19

[Click here to access the COVID-19 page](#)



Frequently asked questions

Q. I'm having trouble searching in Remine; no results are coming up. How do I fix this?

A. If you recently did a Remine search with filters added, just click on “Clear All Filters” near the top of the search page to start fresh and try your search again.

Q. What do I do if I put the wrong buyer broker ID on a contingent, pending or closed listing?

A. Go to listings > change sales data to change the buyer broker ID.

Note: If the buyer broker is a non-member, use the code 99999.

Q. How do I retrieve my connectMLS password?

A. Follow these steps:

- Click on “Forgot password” on the login page
- Enter the email address associated with your connectMLS account
- If the email you entered matches a connectMLS account email, your current username and password will be sent to that address
- If the email address on your account is wrong, you will need to contact your association to update it

Frequently asked questions

Q. Are branded video tours allowed to be uploaded in connectMLS?

A. No; MRED rules prohibit the display of brokerage/agent-branded video tours in the virtual tour media fields.

NOTE: To comply with Illinois License Law advertising guidelines, when uploading non-branded tour to a video-sharing platform (YouTube, Vimeo, etc.), it must be set up as "unlisted" so it is not searchable by the public.

Learn more about making videos "unlisted":

- [On YouTube](#)
- [On Vimeo](#)

Now available: All MRED classes as webinars

On-demand sessions to meet your schedule and needs

"The uploaded training videos have been a tremendous help! Being a new agent and working from home with the kiddies now, you can't always capture everything with the live training.

I recently did my very first listing entry. Although I had attended the class previously, I ran into a snag. After completing my listing entry, so I thought, I went to check, and it had no pictures! Well, I was able to pull up the Listing Entry video posted and was able to successfully add my pictures. It was so nice that I had this resource to be able to move forward!"

Barb Balantine, eXp Realty

- MRED is excited to announce on-demand webinars are now available for every hands-on and live online training class.
- Webinars are available in the [video section](#) of our training website, organized by topic.
- Grow your knowledge by getting training any time, any place and on any topic!

[Click here to access the video library](#)


Online document management made easy

Learn the ins and outs of two popular document management platforms

Working remotely with documents and e-signatures doesn't have to be a hassle.
It's easy to start or add to a DocuSign or Dotloop transaction in connectMLS.

DocuSign®

- MRED's on-demand DocuSign [basics](#) and [advanced](#) classes include training on how to send contracts, forms and disclosures from connectMLS to your DocuSign account.
- On-demand resources are also available from [DocuSign University](#).
- Sign up for a free trial [here](#).



- MRED's on-demand [Dotloop class](#) takes users through the product's features and shows you how to get the most out of them.
- On-demand [videos from Dotloop](#) cover how to handle transactions, share documents, and manage people.
- Get Dotloop discounts [here](#).

MRED Knowledge Base

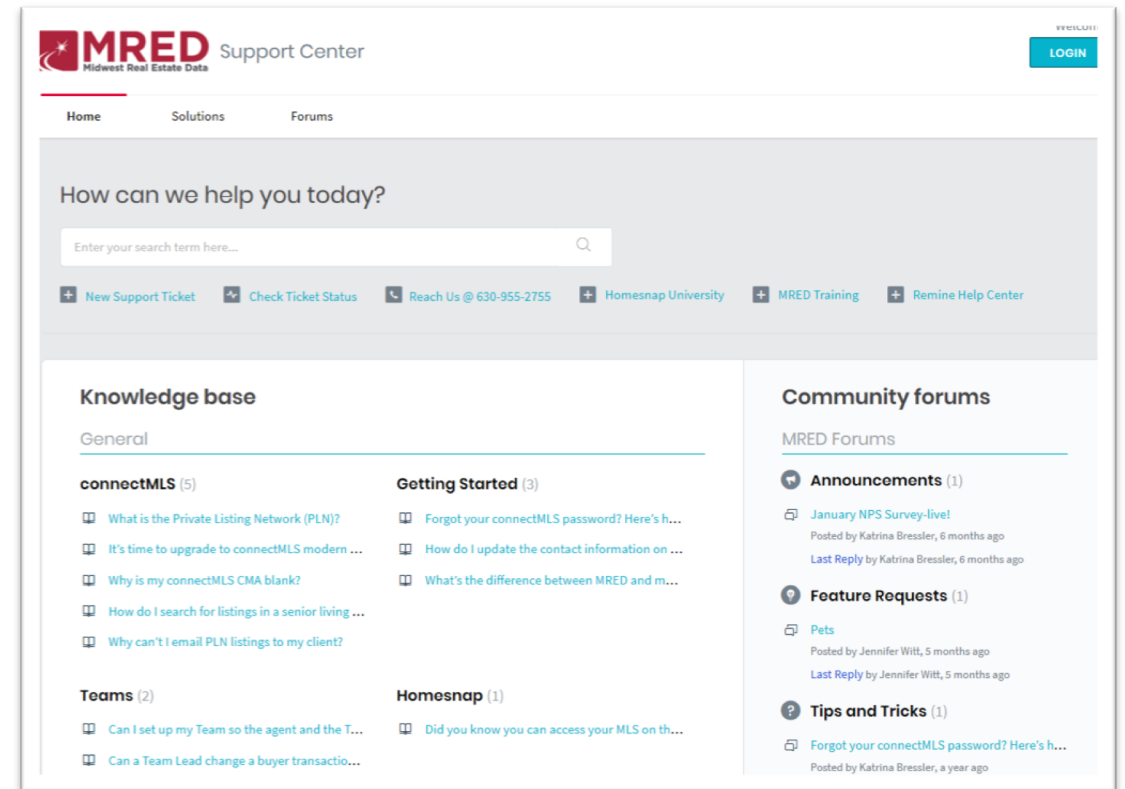
Your 24/7 support solution is here!

Your one-stop shop for all questions connectMLS, rules and beyond.

- [Get answers to common MRED questions](#)
- [Enter support tickets](#)
- [Check support ticket status](#)
- [Request new features](#)

Find this feature in connectMLS
"Tools, Resources, & Links"

[Click here to get answers](#)



Thank you!